

**KEY FACTS**

Integrated – Engineered – Power solution

High fuel efficiency - SCR only design


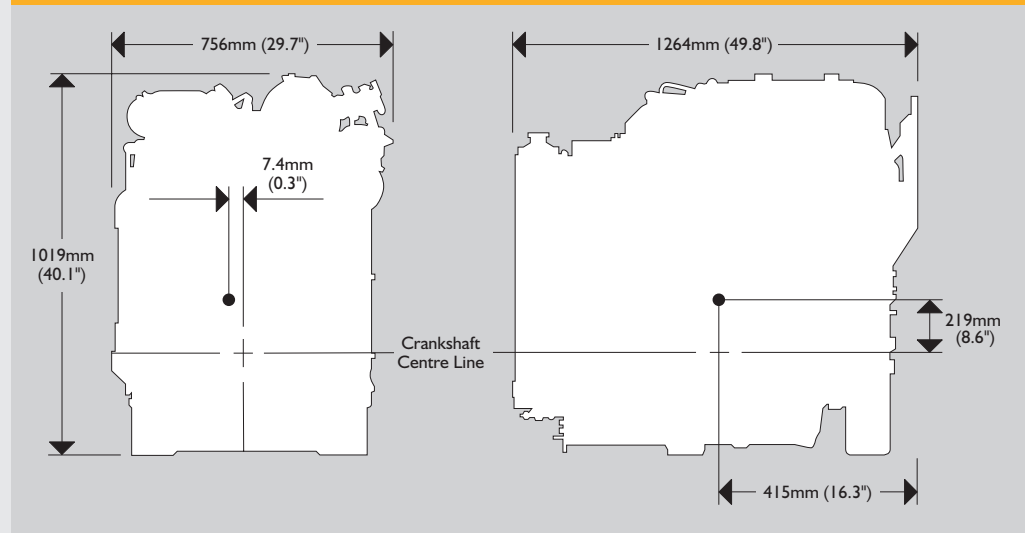
Low cost of ownership

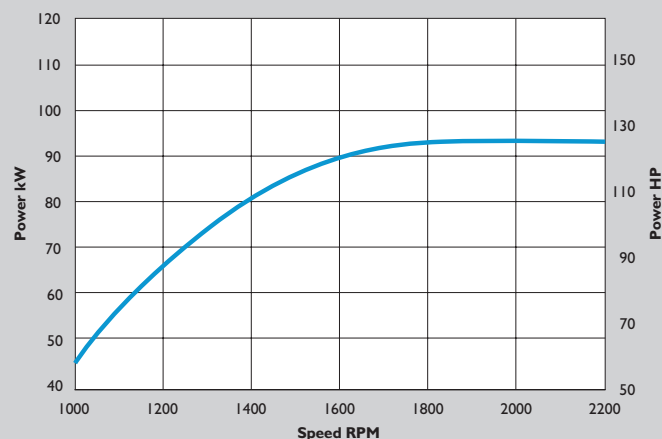
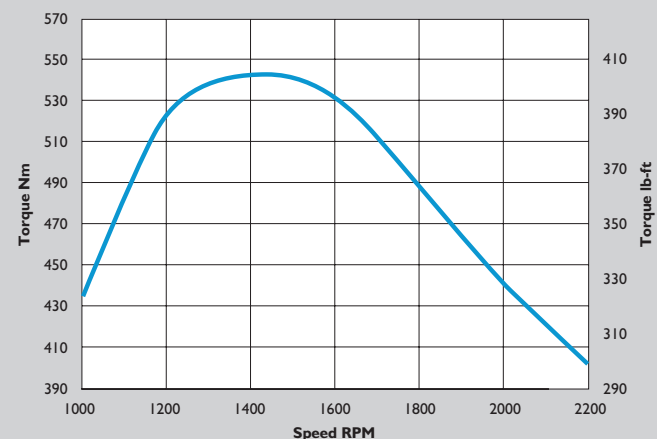
High torque at low speed

JCB Global Support

**GENERAL TECHNICAL DATA**

<b>Model</b>		<b>444 TA4-93</b>
Maximum rating (gross intermittent)	kW (hp)	93 (125)
Thermodynamic cycle		Diesel 4 stroke
Aspiration		TCAE
Arrangement		In-line 4 cylinder IPU
Emissions level		Stage IV / Tier 4
Bore	mm (in)	103 (4.06)
Stroke	mm (in)	132 (5.20)
Total displacement	cm <sup>3</sup> (in <sup>3</sup> )	4399 (269)
Valves per cylinder		4
Injection system		Common Rail
Cooling		Liquid
Direction of rotation (viewed from crank nose)		Clockwise
Dry weight	kg (lbs)	710 (1565)
Rated speed	rpm	2200
Peak torque	Nm (lb-ft)	550 (405.7)
Peak torque speed	rpm	1500
Maximum no load governed speed	rpm	2371
Nominal idling speed	rpm	850
Minimum starting temperature without auxiliaries	°C (°F)	-20 (-4)
Gradability - continuous	degrees	35
Gradability - intermittent	degrees	45


**DIMENSIONS**


**POWER CURVE**

**TORQUE CURVE**

**STANDARD CONFIGURATION**

Flywheel housing		SAE3
Intake manifold location		Left hand forward
Exhaust manifold / turbocharger location		Right hand rearward
Turbocharger		Wastegate controlled
Fan drive ratios		0.85:1, 1:1, 1.16:1 or 1.25:1
Distance between fan - crankshaft centres	mm (in)	262 (10.3) or 356 (14.0)
Fuel filter		Engine mounted
Fuel lift pump		Pre-filter with primary pump and WIF sensor
Oil filter		Single, vertical - LHS
Oil sump		Pressed steel
Breather system		Open
Oil cooler		Left hand side
Oil filler position		Top and left hand side
Starter motor		12V, 4.2kW
Alternator		12V, 95A
Power Take-off: Heavy Duty		60kW, 205Nm, 1.268:1 RHS
Power Take-off: Light Duty		15kW, 40Nm, 1.625:1 LHS
Finish		Lacquered

\*Orientation from flywheel.

**EMISSIONS CONTROL SOLUTIONS**

**OPTIONS**

Extensive range of configuration options available - contact local JCB Power Systems dealer, or JCB Power Systems sales and applications department for availability and configuration options.

©2016 JCB Sales. All rights reserved. No part of this publication may be reproduced, stored in a retrieval system, or transmitted in any form or by any other means, electronic, mechanical, photocopying or otherwise, without prior permission from JCB Sales. All references in this publication to operating weights, sizes, capacities and other performance measurements are provided for guidance only and may vary dependant upon the exact specification of machine. They should not therefore be relied upon in relation to suitability for a particular application. Guidance and advice should always be sought from your JCB Dealer. JCB reserves the right to change specifications without notice. Illustrations and specifications shown may include optional equipment and accessories. The JCB logo is a registered trademark of J C Bamford Excavators Ltd.